

The **BOMAR workline 610.450 DGH** is a semi-automatic band saw with an excellent price-performance ratio and a large cutting capacity. Due to its miter capability in both directions it is suitable for a wide range of applications.

The 1-1/4" saw blade and the precise carbide saw blade guides guarantee highest accuracy and cutting performance combined with long blade life.

The control panel is conveniently located on the side of the machine. The adjustment of the cutting angles from -60° to +60° as well as the clamping of the material via full stroke hydraulic clamping vises is fast and simple.

Cutting speed and feed rate are infinitely adjustable from the control panel and the lift of the saw head is hydraulic.

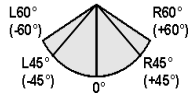






FEATURES:

- Fully Hydraulic
- Semi-Automatic Cycle
- Infinitely adjustable Cutting Speed (VFD)
- Powerful Saw Drive
- Hydraulic Full Stroke Clamping Vise
- Hydraulic Lift of the Saw Head
- Miter Cutting Range: -60° to +60°
- Large, easy to read Miter Scale
- Saw Blade Tension & Breakage Monitor
- Safety Switch on Band Wheel Door
- Big Removable Chip Container
- Carbide Band Saw Guides
- Integrated Coolant System
- Driven Chip Brush
- Ergonomically located Control Panel
- Simple and Comfortable Operation

TECHNICAL DATA	
Min. Vise Opening	0.2"
Table Height	30.75"
Saw Band Dimensions	17' 1/2" x 1-3/8" x 0.042"
Drive Output	4.1 Hp
Cutting Speed	65 - 395 ft/min
Dimensions: width	110"
length	44"
height	59"
Total weight	1 815 lbs.
Voltage	230 V / 60 Hz / 3-phas

Cutting Capacity:

				
90°	Ø450 mm Ø17.7"	610 x 450 mm 24" x 17.7"	610 x 450 mm 24" x 17.7"	450 mm 17.7"
45°R	Ø450 mm Ø17.7"	480 x 100 mm 18.9" x 3.93"	410 x 450 mm 16.15" x 17.7"	420 mm 16.5"
45°L	Ø450 mm Ø17.7"	500 x 100 mm 19.7" x 3.93"	380 x 450 mm 15" x 17.7"	420 mm 16.5"
60°R	Ø310 mm Ø12.2"	320 x 100 mm 12.6" x 3.93"	260 x 450 mm 10.25" x 17.7"	300 mm 11.8"
60°L	Ø340 mm Ø13.4"	350 x 100 mm 13.8" x 3.93"	220 x 450 mm 8.7" x 17.7"	320 mm 12.6"

Specifications subject to change without notice. Not responsible for typographical errors.
Machines may be shown with optional equipment.

**Metal sawing machinery • Band saw blades Circular saw blades & Re-sharpening
• Coolants • Service**

08-19