

QUOTATION

BOMAR EasyCut 275.230 DG - *Manual Band Saw*



395 rue Marconi Québec Qc G1N 4A5
Tél.: 418.683.2527 / 800.463.5089
www.quebecindustriel.com



Page 2 EasyCut 275.230 DG

Description

The **BOMAR EasyCut 275.230 DG** manual band saw features a heavy saw frame of vibration damping cast iron with a powerful 2-speed industrial saw drive. Due to the miter cutting capability in both directions this machine is the ideal workshop machine suitable for a wide range of applications.

Simple to adjust cutting angles together with the quick-clamping vise make the operation fast and easy. The 1" saw blade guided in precise carbide guides guarantees highest accuracy. The clamping vise can be moved left and right depending on the direction of the miter cuts. A unique feature of this machine is the machine table that turns together with the saw head so the table surface will not be damaged when miter cutting.

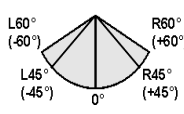




The cutting force is achieved by the weight of the saw-head while the feed rate can be adjusted via the conveniently located flow-control valve on the control panel. The machine has quick-approach feature that allows the operator to move the saw head rapidly towards the work piece via a handle and trigger that bypasses the feed-control valve.

Features:

- Rigid Cast Iron Saw Head
- Quick-approach system
- 2-speed saw drive
- Miter Cutting from -45° to 60°
- Carbide Saw Blade Guides
- Safety Switches on Band-wheel Door
- Blade Tension and Breakage Switch
- Machine Switches off after Finishing the Cut
- Integrated Coolant System
- Quick-Clamping Vise
- Saw Blade Guard
- Chip Brush
- Big Removable Chip Tray

- Ergonomic Design
- Simple Operation
- Including Mechanical Length Stop

Cutting Capacity:

				
0°	Ø230 mm	275 x 180 mm	250 x 230 mm	230 x 230 mm
	Ø9"	10.8" x 7.1"	9.8" x 9"	9" x 9"
45°R	Ø190 mm	190 x 150 mm	170 x 230 mm	180 x 180 mm
	Ø7.5"	7.5" x 5.9"	6.7" x 9"	7.1" x 7.1"
45°L	Ø170 mm	185 x 100 mm	90 x 230 mm	150 x 150 mm
	Ø6.7"	7.3" x 3.9"	3.5" x 9"	5.9" x 5.9"
60°R	Ø120 mm	120 x 100 mm	120 x 100 mm	100 x 100 mm
	Ø4.7"	4.7" x 3.9"	4.7" x 3.9"	3.9" x 3.9"

Technical Data:

	Metric	Imperial
Min. Vise Opening	5 mm	0.2"
Remnant Piece Length	20 mm	0.78"
Table Height	978 mm	38.5"
Saw Band Dimensions	2,720 x 27 x 0,9 mm	8' 11" x 1- 1/16" x 0.035"
Drive Output	1.5 kW	2 Hp
Cutting Speed	40 / 80 m/min	130 / 260 ft/min

Dimensions:	width	1,150 mm	46"
	length	1,588 mm	63"
	height	1,477 mm	59"
Total weight		370 kg	815 lbs.
Voltage	230 V / 60 Hz / 3-phase		

Roller Tables (optional):

The BOMAR M-type roller conveyor system is an inexpensive, modular system that comes in 6' 7" (2,000 mm) and 9' 10" (3,000 mm) long sections. The legs are height-adjustable from 29" (730 mm) to 44-1/2" (1,130 mm). Multiple sections can be connected to each other via the legs.

Description	Type	Length	Width	Rollers	Legs	Load Capacity
Roller table	M 330-2	6' 7"	13"	7	2	100 lbs. / ft.
Roller table	M 330-3	10'	13"	11	2	100 lbs. / ft.



Specifications subject to change without notice.
Not responsible for typographical errors.
Machines may be shown with optional equipment.



- *F.O.B. Québec, Qc*