

The **BOMAR ergonomic 320.258 DG** manual band saw features a heavy saw frame of vibration damping cast iron with a powerful frequency regulated industrial saw drive. Due to the miter cutting capability in both directions this machine is the ideal workshop machine suitable for a wide range of applications.

Simple to adjust cutting angles together with the quick-clamping vise make the operation fast and simple. The 1" saw blade guided in precise carbide guides guarantee highest accuracy. A unique feature of this machine is the machine table that turns together with the saw head so the table surface will not be damaged when miter cutting.

The cutting force is achieved from the weight of the saw-head while the feed rate is controlled hydraulically from the conveniently located control.

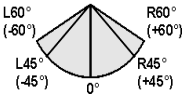






**FEATURES:**

- Rigid Cast Iron Saw Head
- Variable Frequency Drive (VFD)
- Miter Cutting from -45° to 60°
- Turning Machine Table
- Carbide Saw Blade Guides
- Safety Switches on Band-wheel Door
- Blade Tension and Breakage Switch
- Machine Switches off after Finishing the Cut
- Integrated Coolant System
- Quick-Clamping Vise
- Saw Blade Guard
- Chip Brush
- Big Removable Chip Tray
- Ergonomic Design
- Simple Operation
- Including Mechanical Length Stop

TECHNICAL DATA	
Min. Vise Opening	0.2"
Remnant Piece Length	0.78"
Table Height	30.51"
Saw Band Dimensions	9' 6 1/2" x 1- 1/16" x 0.035"
Drive Output	2 Hp
Cutting Speed	65 - 393 ft/min
Dimensions: width	46"
length	79"
height	70"
Total weight	860 lbs.
Voltage	230 V / 60 Hz / 3-phas

**Cutting Capacity:**

				
<b>0°</b>	Ø258 mm <b>Ø10.15"</b>	320 x 100 mm <b>12.6" x 3.94"</b>	275 x 250 mm <b>10.8" x 9.84"</b>	250 x 250 mm <b>9.84" x 9.84"</b>
<b>45° R</b>	Ø210 mm <b>Ø8.26"</b>	210 x 100 mm <b>8.26" x 3.94"</b>	185 x 245 mm <b>7.28" x 9.64"</b>	195 x 195 mm <b>7.68" x 7.68"</b>
<b>45° L</b>	Ø185 mm <b>Ø7.28"</b>	195 x 100 mm <b>7.68" x 3.94"</b>	150 x 250 mm <b>5.9" x 9.84"</b>	170 x 170 mm <b>6.7" x 6.7"</b>
<b>60° R</b>	Ø135 mm <b>Ø5.31"</b>	135 x 100 mm <b>5.31" x 3.94"</b>	135 x 110 mm <b>5.31" x 4.33"</b>	110 x 110 mm <b>4.33" x 4.33"</b>

Specifications subject to change without notice. Not responsible for typographical errors.  
Machines may be shown with optional equipment.

**Metal sawing machinery • Band saw blades Circular saw blades & Re-sharpening**

• Coolants • Service