

QUOTATION

BOMAR ergonomic 320.258 DG - *Manual Band Saw*



Description

The **BOMAR ergonomic 320.258 DG** manual band saw features a heavy saw frame of vibration damping cast iron with a powerful frequency regulated industrial saw drive. Due to the miter cutting capability in both directions this machine is the ideal workshop machine suitable for a wide range of applications.

Simple to adjust cutting angles together with the quick-clamping vise make the operation fast and simple. The 1" saw blade guided in precise carbide guides guarantee highest accuracy. A unique feature of this machine is the machine table that turns together with the saw head so the table surface will not be damaged when miter cutting.

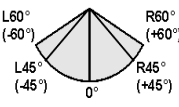




The cutting force is achieved from the weight of the saw-head while the feed rate is controlled hydraulically from the conveniently located control.

Features:

- Rigid Cast Iron Saw Head
- Variable Frequency Drive (VFD)
- Miter Cutting from -45° to 60°
- Turning Machine Table
- Carbide Saw Blade Guides
- Safety Switches on Band-wheel Door
- Blade Tension and Breakage Switch
- Machine Switches off after Finishing the Cut
- Integrated Coolant System
- Quick-Clamping Vise
- Saw Blade Guard
- Chip Brush
- Big Removable Chip Tray

- Ergonomic Design
- Simple Operation
- Including Mechanical Length Stop

Cutting Capacity:

				
0°	Ø258 mm	320 x 100 mm	275 x 250 mm	250 x 250 mm
	Ø10.15"	12.6" x 3.94"	10.8" x 9.84"	9.84" x 9.84"
45°R	Ø210 mm	210 x 100 mm	185 x 245 mm	195 x 195 mm
	Ø8.26"	8.26" x 3.94"	7.28" x 9.64"	7.68" x 7.68"
45°L	Ø185 mm	195 x 100 mm	150 x 250 mm	170 x 170 mm
	Ø7.28"	7.68" x 3.94"	5.9" x 9.84"	6.7" x 6.7"
60°R	Ø135 mm	135 x 100 mm	135 x 110 mm	110 x 110 mm
	Ø5.31"	5.31" x 3.94"	5.31" x 4.33"	4.33" x 4.33"

Technical Data:

	Metric	Imperial
Min. Vise Opening	5 mm	0.2"
Remnant Piece Length	20 mm	0.78"
Table Height	775 mm	30.51"
Saw Band Dimensions	2,910 x 27 x 0,9 mm	9'6 1/2" x 1- 1/16" x 0.035"

Drive Output	1.5 kW	2 Hp
Cutting Speed	20 - 120 m/min	65 - 393 ft/min
Dimensions: width	1,150 mm	46"
length	2,000 mm	79"
height	1,700 mm	70"
Total weight	390 kg	860 lbs.
Voltage	230 V / 60 Hz / 3-phase	

Roller Tables (optional):

The BOMAR M-type roller conveyor system is an inexpensive, modular system that comes in 6' 7" (2,000 mm) and 9' 10" (3,000 mm) long sections. The legs are height-adjustable from 29" (730 mm) to 44-1/2" (1,130 mm). Multiple sections can be connected to each other via the legs.

Description	Type	Length	Width	Rollers	Legs	Load Capacity
Roller table	M 330-2	6' 7"	13"	7	2	100 lbs. / ft.
Roller table	M 330-3	10'	13"	11	2	100 lbs. / ft.

