

QUOTATION

BOMAR ergonomic 340.278 DG - *Manual Band Saw*



Description

The **BOMAR ergonomic 340.278 DG** manual band saw features a heavy saw frame of vibration damping cast iron with a powerful frequency regulated industrial saw drive. Due to the miter cutting capability in both directions this machine is the ideal workshop machine suitable for a wide range of applications.

Simple to adjust cutting angles together with the quick-clamping vise make the operation fast and simple. The 1" saw blade guided in precise carbide guides guarantee highest accuracy. A unique feature of this machine is the machine table that turns together with the saw head so the table surface will not be damaged when miter cutting.

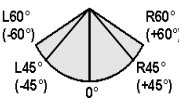




The cutting force is achieved from the weight of the saw-head while the feed rate is controlled hydraulically from the conveniently located control.

Features:

- Rigid Cast Iron Saw Head
- Variable Frequency Drive (VFD)
- Miter Cutting from -45° to 60°
- Turning Machine Table
- Carbide Saw Blade Guides
- Safety Switches on Band-wheel Door
- Blade Tension and Breakage Switch
- Machine Switches off after Finishing the Cut
- Integrated Coolant System
- Quick-Clamping Vise
- Saw Blade Guard
- Chip Brush
- Big Removable Chip Tray

- Ergonomic Design
- Simple Operation
- Including Mechanical Length Stop

Cutting Capacity:

				
0°	Ø278 mm	340 x 100 mm	240 x 275 mm	275 x 275 mm
	<i>Ø11"</i>	13.4" x 3.94"	9.45" x 10.83"	10.83" x 10.83"
45°R	Ø260 mm	230 x 100 mm	230 x 255 mm	230 x 230 mm
	<i>Ø10.4"</i>	9.05" x 3.94"	9.05" x 10.04"	9.05" x 9.05"
45°L	Ø205 mm	220 x 100 mm	145 x 275 mm	180 x 180 mm
	<i>Ø8.07"</i>	8.66" x 3.94"	5.71" x 10.83"	7.09" x 7.09"
60°R	Ø155 mm	145 x 100 mm	145 x 115 mm	115 x 115 mm
	<i>Ø6.1"</i>	5.71" x 3.94"	5.71" x 4.53"	4.53"

Technical Data:

	Metric	Imperial
Min. Vise Opening	5 mm	0.2"
Remnant Piece Length	20 mm	0.78"
Table Height	775 mm	30.51"
Saw Band Dimensions	3,125 x 27 x 0,9 mm	10' 3" x 1" x 0.035"
Drive Output	1.5 kW	2 Hp
Cutting Speed	20 - 120 m/min	65 - 393 ft/min

Specifications subject to change without notice.
Not responsible for typographical errors.
Machines may be shown with optional equipment.

Dimensions:	width	1,570 mm	62"
	length	1,500 mm	60"
	height	2,100 mm	83"
Total weight		390 kg	860 lbs.
Voltage	230 V / 60 Hz / 3-phase		

Roller Tables (optional):

The BOMAR M-type roller conveyor system is an inexpensive, modular system that comes in 6' 7" (2,000 mm) and 9' 10" (3,000 mm) long sections. The legs are height-adjustable from 29" (730 mm) to 44-1/2" (1,130 mm). Multiple sections can be connected to each other via the legs.

Description	Type	Length	Width	Rollers	Legs	Load Capacity
Roller table	M 330-2	6' 7"	13"	7	2	100 lbs. / ft.
Roller table	M 330-3	10'	13"	11	2	100 lbs. / ft.



Specifications subject to change without notice.
Not responsible for typographical errors.
Machines may be shown with optional equipment.

